

(in Katakana)

Hiragana #3 (NA-HO): Using a pencil write Hiragana neatly in the unfilled boxes. Model the handwritten Hiragana ([the style in the practice sheet](#)), not the stylized computer fonts.

1.	na	ni	nu	ne	no	ha	hi	fu	he	ho
	hi	na	ho	fu	he	nu	ha	no	ne	ni
	fu	ni	nu	no	ho	na	he	hi	ha	ne

2.	Write the Hiragana counterpart of the Katakana.		ハ	ニ
	フ	ヌ	ヘ	ヒ
	ノ	ホ	ナ	ネ

Note:

(1) Contracted sounds with *y* (e.g. *kya*, *byu*, *gyo*) are represented by a small size hiragana for *ya* (や), *yu* (ゆ), and *yo* (よ) preceded by hiragana with *i*-sound as in きょ (*kyo*) in #3 and びょ (*pyo*) in # 4. See [the chart](#) for the entire list.


(2) The particles *wa*, *e*, and *o* are represented by は (*ha*), へ (*he*) and を (*w(o)*) respectively as shown in #3 & #12.


(3) Japanese punctuation marks can be seen in #3: the comma looks like an angled short line, and the period, a small circle. They occupy the same place as the small characters.

3.	na	ho	sa	n	wa	,	kyo	o	to	e	i	ki	ma	shi	ta	.
			ん	は	,					へ			ま			。
	'Naho went to Kyoto.'															

4.	ni	ho	n	go	no	ha	p	pyo	o
			ん					ひょ	
	'Japanese presentation'								

5.	i	nu	to	ne	ko
	'dogs and cats'				

6.	to	o	fu
			
	'tofu'		


7.	ni	ku	to	sa	ka	na
						
	'meat and fish'					

8.	fu	de	ba	ko
	'pen case'			

9.	ha	ha	no	hi
	'Mother's Day'			

10.	he	n	na	hi	to
	'a strange person'				

11.	o	na	ji	fu	ku
	'the same clothes'				

12.	ha	o	nu	ku
		を		
	'to pull out a tooth'			

13.	be	n	go	shi
		ん		
	'lawyer'			

14.	ki	no	ne	k	ko
	'the root of a tree'				